

EZ-DOCK

Model #: EZD-2535U3
2.5" / 3.5" SATA Hard Drive Docking Station
w/ USB 3.0 and One Touch Back Up



www.kingwin.com

Kingwin EZ-Dock 2.5" / 3.5" SATA Hard Drive Docking Station

A new concept to easily access, or transfer data to your notebook or desktop PC.


Features:

- 2.5" / 3.5" SATA Hard Drive Docking Station
- Up to 5 Gbps Data Transfer Rate In USB 3.0
- Plug and Play
- Support Hot Swap
- Supports All 2.5" & 3.5" SATA HDD up to 3 TB
- Hot-Swap Capability for Rapid Multi HDDs
- Access & Exchange
- Compact Docking Station Design Maximizes Heat Dissipation & Exhaust
- Windows & Mac OS Compatible

Specifications:


- Model: EZD-2535U3
- H.D.D. Support: 2.5" / 3.5" SATA Hard Disc
- Dimension: 133 (W) x 123 (L) x 62 (H) mm
- Support OS: Windows ME/2000/XP/Vista
Mac OS 10x & Above
- Interface: SATA to USB 3.0
- USB Transfer Rate: Up to 5 Gbps

Identification of Buttons:



Installation:

1. Insert 2.5" or 3.5" SATA H.D.D. from top



2. Connect Power Adapter to EZ-Dock



3. Connect USB 3.0 Cable to EZ-Dock



USB Connection

4. Attach the other end to your notebook or desktop PC



USB to PC

5. Power On




Un-Install:

1. Power Off



2. Unplug 2.5" or 3.5" SATA H.D.D. from top



Warning!
Please handle with care. Kingwin is not responsible for any software, hardware, or data lost within the hard drive.



EZ-DOCK

Model #: EZD-2535U3
2.5" / 3.5" SATA Hard Drive Docking Station
w/ USB 3.0 and One Touch Back Up

KWI Technology Inc. - U.S.A. (Headquarters)
4020 Valley Blvd, Unit 100
Walnut, CA 91789
TEL: 1-909-598-2888
FAX: 1-909-348-1133
E-MAIL: info@kingwin.com
WWW: http://www.kingwin.com